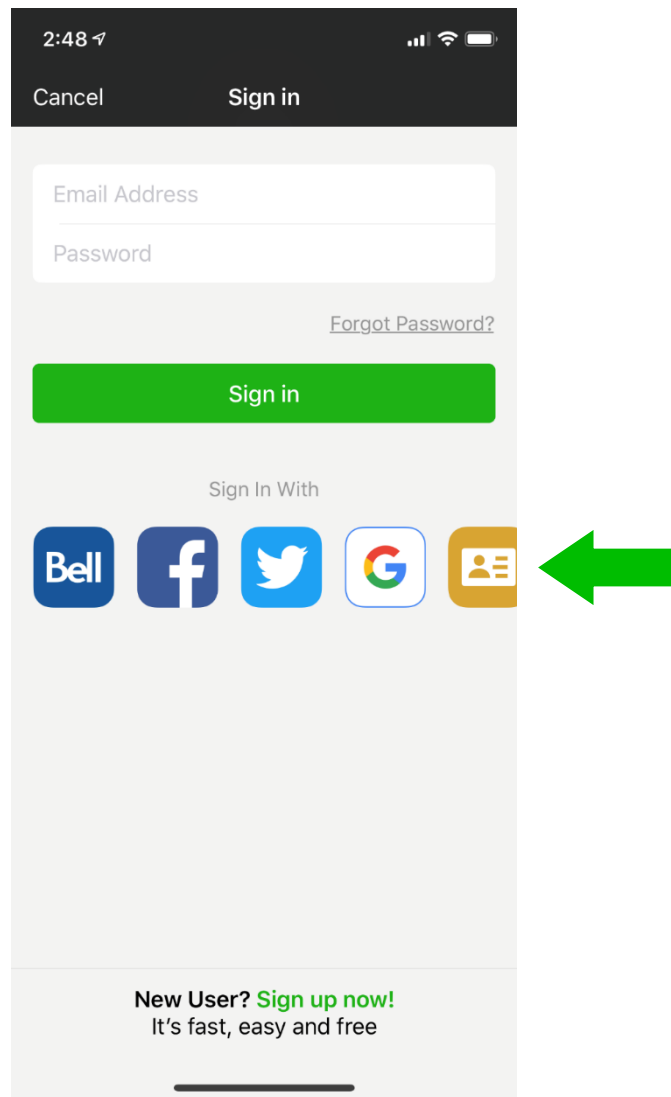





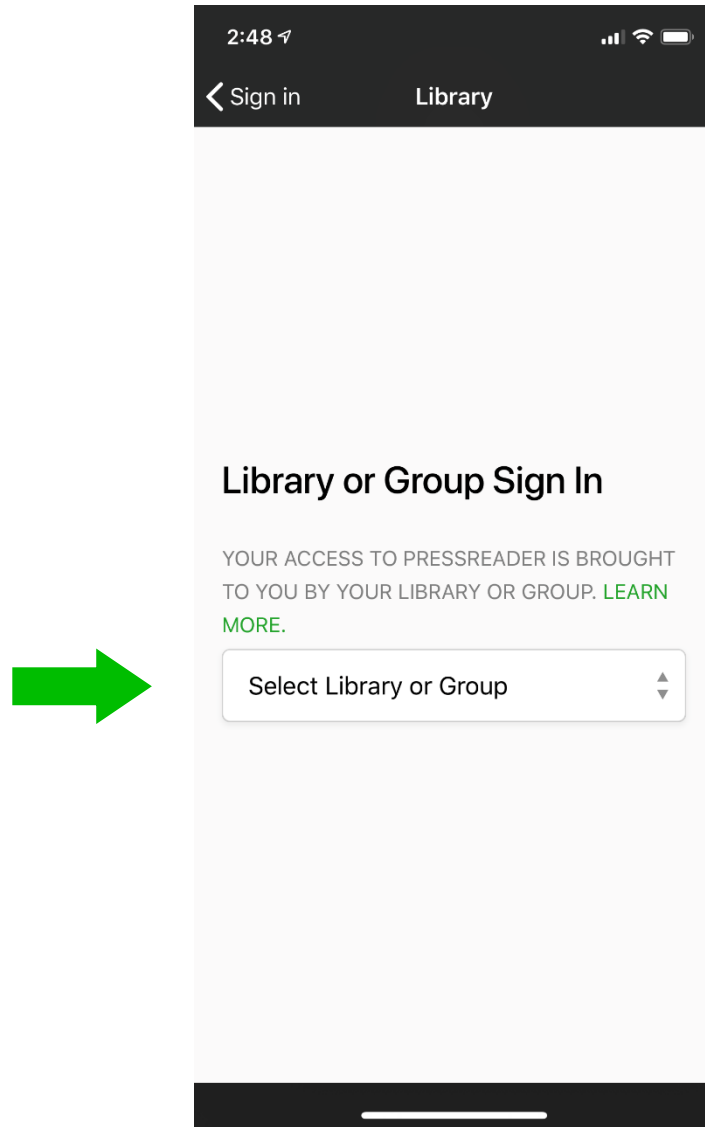
User Guide for
app access
Library card



1. Launch the PressReader app and click on the Library icon



2. Select your sponsoring library from the menu/search box




3. Type your Library card number and PIN, then click on Sign In button

2:48

Sign in Library

Library or Group Sign In

YOUR ACCESS TO PRESSREADER IS BROUGHT TO YOU BY YOUR LIBRARY OR GROUP. [LEARN MORE.](#)

 Library-
Naperville Public
Library

ENTER YOUR LIBRARY CARD NUMBER AND PIN TO SIGN IN

Library card number
Required

PIN
Required

Stay signed in

Sign In Cancel

For assistance with your library card, please [contact your library.](#)

4. You can either Sign Up for a free PressReader account to enjoy all our features, or click on the 'cancel' button to start reading your favorite titles

2:49

Sign in Library

New User

Please confirm that you agree to the [Terms of Use](#) and the [Privacy Policy](#)


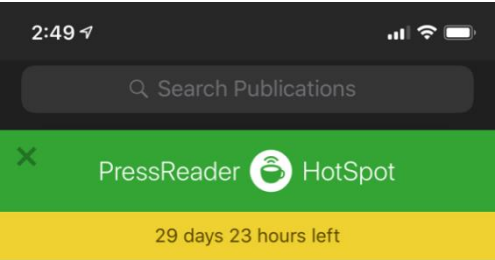
Email address

Password

First Name Last Name

Agree Cancel

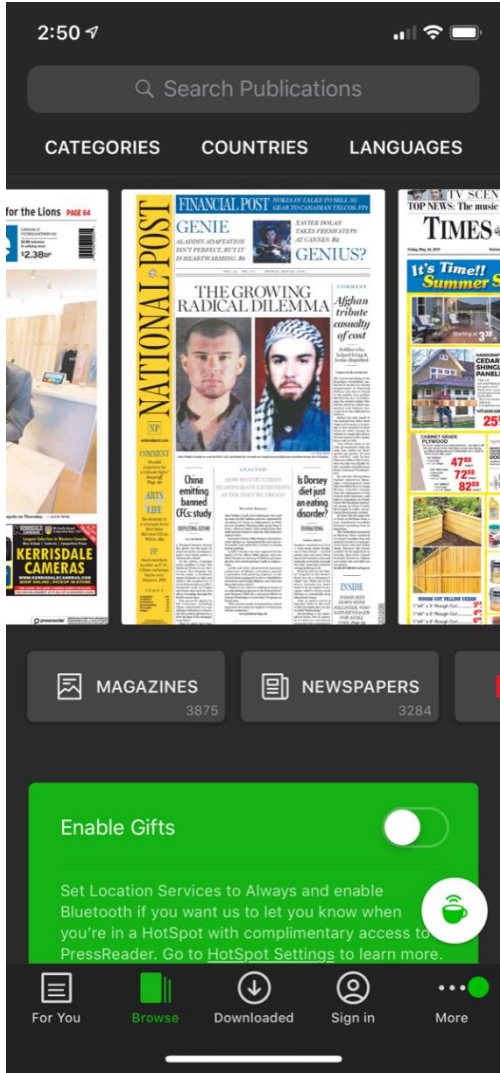
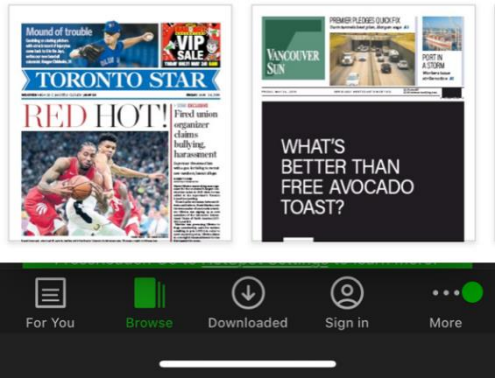
5. A successful connection is indicated by a green mug and a welcome message



Naperville Public Library Access

PressReader! Giving you access to a wide selection of the world's best premium newspapers and magazine on business, tech, news, sports, travel and more.

Select Publication



6. Make sure HotSpot is enabled on the PressReader app

